688226

2025

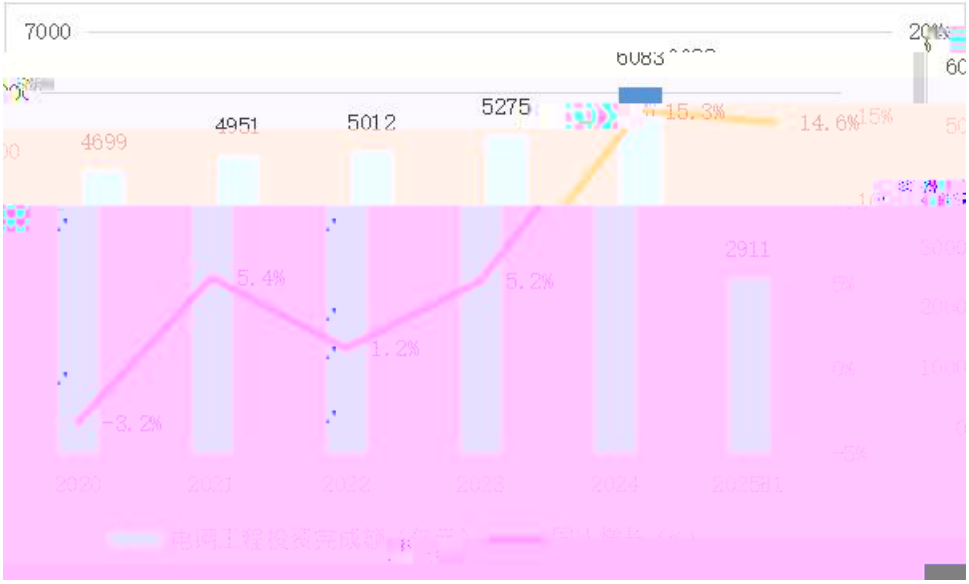
7000
20%
6083
60
4699
4951
5012
5275
15.3%
14.6%
15%
5.4%
1.2%
5.2%
-3.2%
2911
2020
2021
2022
2023
2024
2025H1


100%
75%
0%

100.0%
75.0%
50.0%
25.0%
0.0%
2024年
2025年
2026年
2028年
2030年
TOPCon电池片-16BB及以上（%）
TOPCon电池片-0BB（%）
TOPCon电池片-9/10/11BB（%）

1

?S! ‡ u

4

7¾$2lBü—

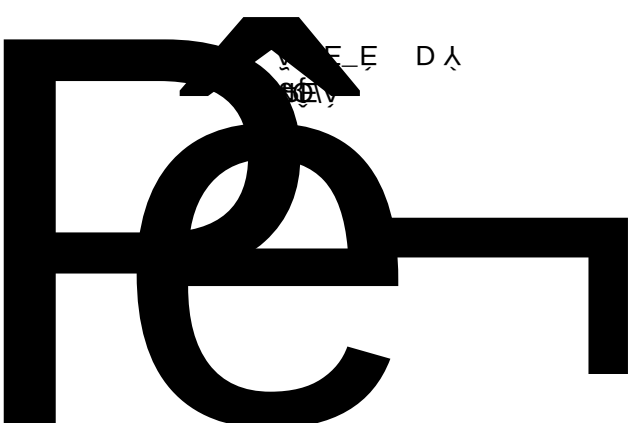

/

3

4

/

C

ß ÖEQ©°° ¹

1

2

3

1

2

1

2

/

0 ó

/

Ученый секретарь

Ученый секретарь

X

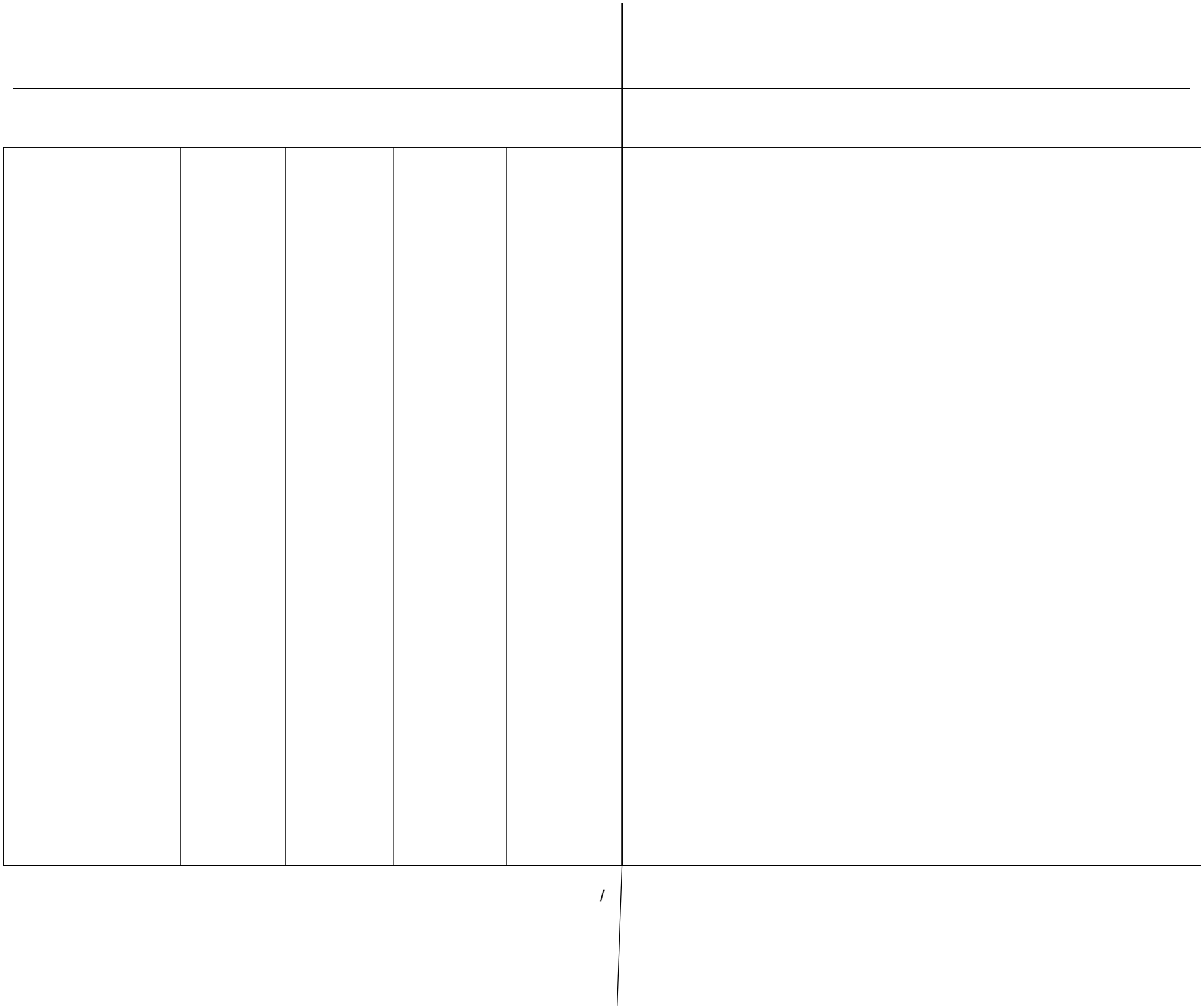

TM

/

°ø Ÿ

		2025 6 30	2024 12 31

2025 **2024**

/

⊃" • Ù(Q 8Ö©pIÄ



/

Ì œ=µA

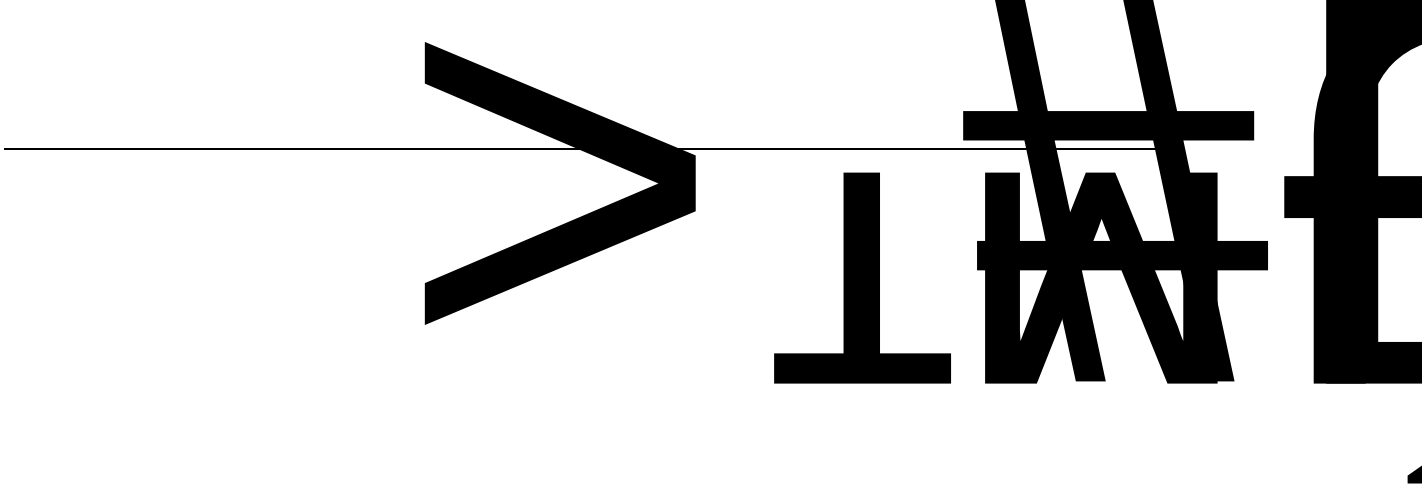

Ž!å Õ

Á‡:Ò Ø Ò

Ö Ü * / Ü Ö

š

OL
ÉMP
X, OEMP
5 U›Ø ÿ ÿ Ø‹U 5

L%

/

2026		6,761,453.07	
2027		11,882,316.84	
2028		7,475,915.99	
2029		4,461,641.11	
2030			

		7,116,031.23	7,116,031.23	

2		
3		

[ ]

(5).

(6).